

# sedus



**se:lab**

*Solutions for  
agile working*



**Including many  
planning examples**  
for various  
applications



# se:lab sofa

# sedus

Mobile and flexible furniture supports creative and communicative working methods. With the addition of the single-seater on castors, agile workshop situations and spontaneous exchange become even more vibrant.



Single from 11.502,-





Two-seater from 16.103,-



# Sedus se:lab sofa

► Mobile sofa

	9	4	2	1	
	Era Nova Phoenix	Connect Cura Fame Step	Milano Remix Tempt	Breeze Fusion Morph Steelcut Trio 3	
	lk-601	11.511,-	12.696,-	14.592,-	17.452,-
<hr/>					
	lk-602	16.103,-	17.731,-	19.278,-	27.141,-

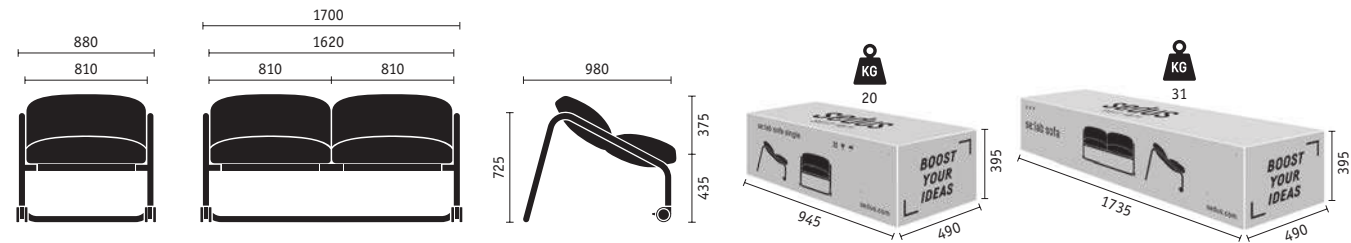
Backrest	
Cover backrest as seat	■ 0000
Different cover for back element	□ 7026 348,-

Frame	
Steel frame black	■ 8000-103
Steel frame fjord green	□ 8000-157
Steel frame clear white	□ 8000-158
Steel frame cayenne red	□ 8000-159
Steel frame sand beige	□ 8000-160

Castors / Glides	
Lockable soft castors	■ 2703

Fire protection	
Without fire protection	■ 0000
Fire protection version – possible in combination with the cover fabrics Step or Fame	□ 6004 173,-

Please note the information about the fabrics Morph and Steelcut Trio 3 of the Elegance Line on the page ‚Covering materials‘.



# Sedus se:lab sofa specification

## ► Mobile sofa

- Upholstery**
- Comfortable and generously sized upholstered cushions, suitable for any body size
  - Filling consists of hollow fibre balls made of 100% polyester
  - Upholstery thickness 200 mm
  - Membrane of the cushion attachment: made of 100% recyclable polyester, always in black, prevents the cushions from slipping
  - Seat and backrest cushion can be individually configured

- Frame**
- Curved round tube from steel: Ø 40 mm, wall thickness 2 mm

- Castors/glides**
- Soft castors are supplied for universal use, Ø 100 mm, white colour for white frame, otherwise always black
  - Glides are attached to the rear frame tube, they are suitable for universal use, always white

- User weight**
- Recommended for user weights up to 110 kg per cushion

- Shipping / dispatch**
- The model is available in a space-saving package for safe delivery by courier, unique and easy to assemble

- Standards / Certificates**
- GS label by TÜV Rheinland LGA Products GmbH / DIN EN 16139 L1
  - GREENGUARD Certificate
  - AGR [se:lab concept] – Seal of approval of Aktion Gesunder Rücken e.V. [Campaign for Healthier Backs]
  - Awarded BLAUER ENGEL
  - All available certificates can be found at: <https://www.sedus.com/en/products/chairs/selab-sofa>



- Design awards**
- iF DESIGN AWARD 2021, Discipline Product [lk-602]
  - Red Dot Design Award 2021, Winner [lk-602]
  - German Design Award 2022, Winner [lk-602]



- Warranty**
- 5 years [see guarantee terms]

The se:lab hopper promotes movement and exchange and serves as a source of inspiration. Dynamic sitting allows for a variety of postures and also encourages spontaneous relaxation.



Standing seat from 4.630,-



# Sedus se:lab hopper

► Stool and standing seat

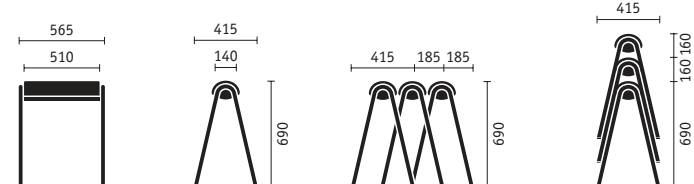
		<b>9</b>	<b>4</b>	<b>2</b>	<b>1</b>
		Atlantic	Connect	Milano	Breeze Fusion
		Era	Cura	Remix	Morph
		Nova	Fame	Tempt	Steelcut Trio 3
		Phoenix	Step		
			Imitation leather		
	lp-905	4.630,-	4.889,-	5.259,-	5.603,-

Frame	
Steel frame stackable black	■ 8001-103
Steel frame stackable fjord green	□ 8001-157
Steel frame stackable clear white	□ 8001-158
Steel frame stackable cayenne red	□ 8001-159
Steel frame stackable sand beige	□ 8001-160

Castors / Glides	
Plastic glides 2800	■
Felt glides 2801	□ 135,-












Please note the information about the fabrics Morph and Steelcut Trio 3 of the Elegance Line on the page 'Covering materials'.

se:lab hopper



# Sedus se:lab hopper specification

## ► Stool and standing seat

<b>Basic model</b>	<ul style="list-style-type: none"> <li>- Light overall weight of 6.8 kg</li> </ul>
<b>Seat</b>	<ul style="list-style-type: none"> <li>- Ergonomically shaped seat made of soft foam padding covered with fabric</li> <li>- Individual upholstery with different fabrics is available</li> <li>- The width of the seat encourages quick standing up due to the support surface on both sides</li> <li>- Upholstery thickness 30 - 65 mm</li> </ul>
<b>Frame</b>	<ul style="list-style-type: none"> <li>- V-shaped steel frame</li> <li>- Steel tube (round tube): Ø 30 mm, wall thickness 2 mm</li> <li>- Limitlessly stacked into each other; stacked storage + 185 mm per additional unit</li> <li>- Can be stacked to a maximum of 3 units on top of each other using stacking protection; stacked storage: + 160 mm per additional unit</li> </ul>
<b>Glides</b>	<ul style="list-style-type: none"> <li>- Universal glides, black, optional felt glides</li> </ul>
<b>User weight</b>	<ul style="list-style-type: none"> <li>- Recommended for user weights up to 110 kg</li> </ul>
<b>Standards / Certificates</b>	<ul style="list-style-type: none"> <li>- GS label of TÜV Rheinland LGA Products GmbH / DIN EN 16139 L1</li> <li>- Tested for harmful substances by TÜV Rheinland LGA Products GmbH</li> <li>- GREENGUARD certified</li> <li>- AGR (se:lab concept) – Seal of approval of Aktion Gesunder Rücken e.V. (Campaign for Healthier Backs)</li> <li>- Awarded BLAUER ENGEL</li> <li>- All available certificates can be found at: <a href="https://www.sedus.com/en/products/chairs/selab-hopper">https://www.sedus.com/en/products/chairs/selab-hopper</a></li> </ul> <div>        </div>
<b>Design awards</b>	<ul style="list-style-type: none"> <li>- ICONIC AWARDS 2021: Interior Innovation – Winner</li> <li>- iF DESIGN AWARD 2021, Discipline Product</li> <li>- Red Dot Design Award 2021, Winner</li> <li>- German Design Award 2022, Winner</li> </ul> <div>     </div>
<b>Warranty</b>	<ul style="list-style-type: none"> <li>- 5 years (see guarantee terms)</li> </ul>

se:lab high desk

**sedus**





# list of contents

<b>Product overview</b>	<b>5</b>
<b>Surface matrix</b>	<b>6 - 7</b>
<b>Product description</b>	<b>8 - 9</b>
<b>high desk agile</b>	<b>10</b>
high desk agile 600 mm deep	10
<b>high desk</b>	<b>12 - 17</b>
high desk 700 mm deep	12
high desk 800 mm deep	13
high desk 900 mm deep	14
high desk 1000 mm deep	15
high desk 1200 mm deep	16
high desk 1400 mm deep	17
<b>Desk accessories / Accessories</b>	<b>18 - 20</b>
CPU holder	18
Laptop holder horizontal	18
tray	18
Folding cable channel	19
Horizontal cable management	19
Vertical cable management	20

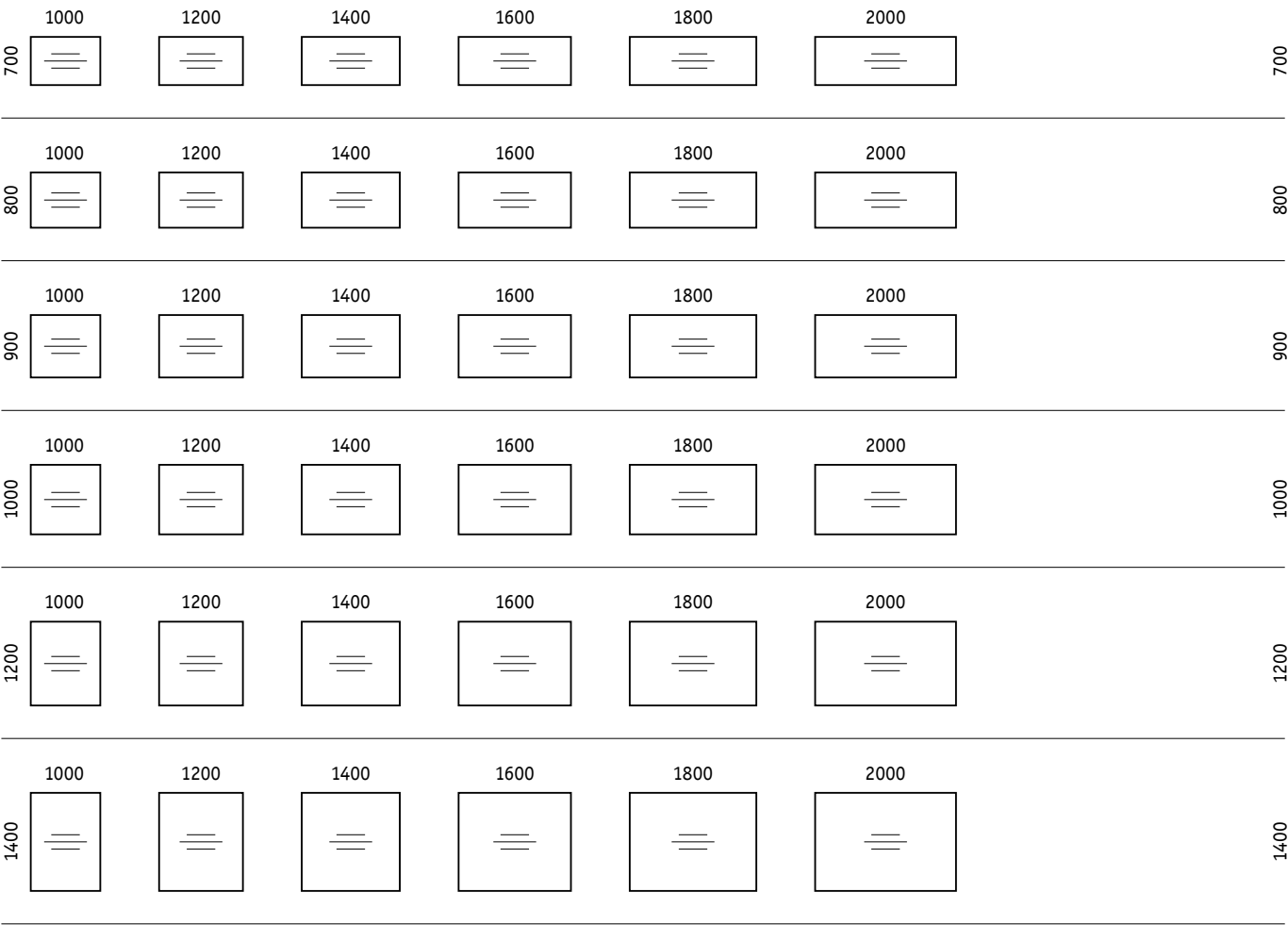
25 % rabatt ska dras av på angivna priser

# se:lab high desk product overview

## high desk agile



## high desk



 Veneer grain/design grain Dimensions in mm

# Surface Matrix

## Melamine

### wood selection

K80	ash light	•																	
K81	oak light	•																	
K82	oak natural	•																	
K83	oak cognac	•																	
K84	walnut natural	•																	

N10	likewood oak	•																	
N11	likewood oak lime washed	•																	

### architecture line

A14	pure white	•																	
K74	natural white	•																	
K94	clear white	•																	
02	arctic white	•																	

K77	light grey	•																	
K78	pebble grey	•																	
K79	stone grey	•																	
K70	graphite black	•																	

### Melamine fire protection class B1

K74	natural white	•																	
-----	---------------	---	--	--	--	--	--	--	--	--	--	--	--	--	--	--	--	--	--

Top / ABS edge

# Surface Matrix

		Top / ABS edge												
Veneer														
Price-group 1														
B26	beech natural	•												
Q10	hickory natural	•												
Price-group 2														
H11	maple natural	•												
H12	heartwood maple natural	•												
C17	oak wenge varnish	•												
C11	oak natural	•												
C19	rustic beam oak light	•												
D14	walnut smooth	•												
D16	walnut rustic	•												
E41	ash natural	•												
E10	ash white	•												
E45	ash black	•												
U10	elm natural	•												
Price-group 3														
C20	rustic beam oak dark	•												
D11	walnut dark	•												
D15	walnut wild	•												
HPL														
Price-group 2														
J10	soft touch white	•												
J11	soft touch black	•												
J12	soft touch sand	•												

# se:lab high desk product description

## Product family

---

The se:lab high desk supports formal and informal communication in the central zone. At a height of 1050 and 900 mm, the high desks invite stand-up communication. Meetings are quicker and brainstorming is stimulated. Changing posture from sitting at a workstation to standing at the high desk during a meeting contributes to well-being and performance.

The product family includes:

- high desks agile
- high desks

## Frame system

---

The frame system is based on a functional frame construction consisting of two leg frames which are bolted together with one or two longitudinal crossbeams. The high-strength connection of the legs with the frame is achieved by means of a stable screw system with 2 screws in order to ensure optimal force transmission into the frame system.

## Base

---

The leg frame has been developed by Sedus and consists of round tubes. These create a filigree and light appearance.

For optimum ergonomics, an all-round chrome foot rail is supplied as standard. It is attached to the leg frames using angled connectors.

The se:lab high desks agile are fitted with four lockable castors as standard.

High desks are fitted with gliders. Optionally, these desks can also be fitted with castors to support use in agile workplace concepts.

Height adjustment:

- standing height 1050 mm
- intermediate height 900 mm

(cross section round tube Ø 40 mm)

## Desktop shapes

---

The following linear desktops are available for the se:lab high desk series:

high desks agile

- widths: 1000, 1200, 1400 mm
- depth: 600 mm

high desks

- widths: 1000, 1200, 1400, 1600, 1800, 2000 mm
- depths: 700, 800, 900, 1000, 1200, 1400 mm

The desktops are available in a 19 mm thick three-layer chipboard with melamine resin finish or veneer. The desktops have 90° corners as standard. Optionally, it is possible to have rounded corners with a radius of r=50.

## Product features

---

### high desk

The desktops of the se:lab high desks are connected to the frame by desktop block connectors as standard. Mounting by means of desktop clip connectors is available as an option.

## Electrical connection

---

### Horizontal cable management

For horizontal cable management, a set of Velcro strips which can be freely positioned is available. These can be attached under the desktop by means of double-sided adhesive tape. The set includes seven mounting plates with a Velcro strip.

A cable net for free positioning under the desktop is also available. The cable net has a size of 280 x 200 mm and is elastic. It is mounted under the desktop using 6 connection points.

The cable trays, which fold down on both sides, match the width of the desk and attached below the worktop. They can accommodate 3- or 4-socket modules to provide power underneath the desk. The cable trays also have sufficient space for spare cables. When folded down, the cable trays are easily accessible.

### Vertical cable management

Cables are invisibly guided from the floor to the cable channel by means of an optional cable conduit. Two options are available for the flexible cable management with cable separation and strain relief:

- free positioning underneath the desktop by means of a bolt connection.
- mounting on the cable tray

### Round grommet / Preparation

The Sedus desk series includes various grommets as well as prepared openings for desk connection panels.

When combining grommets/prepared openings for desk connection panels, some width/depth-dependent configurations or those with a cable tray are not possible. For visualisation of the possible combinations, please refer to the OFML files.

## Add-on options

---

### CPU holder

The CPU holder is mounted under the desktop. The usable size of the supporting plate is 450 x 205 mm. The maximum load capacity is 10 kg.

### Laptop holders

A laptop holder is available for the se:lab high desk programme. The holder is mounted under the desktop. The usable size of the supporting plate is 350 x 330 mm. The maximum load capacity is 10 kg.

### Tray

The se:lab tray is a drawer that is attached underneath the desk. It consists of a metal housing, which is screwed under the desktop, and a pull-out felt tray. With internal dimensions of 350 x 225 mm, external dimensions of 382 x 236 mm and a height of 70 mm, the se:lab tray offers sufficient storage space for everyday items, such as pens, notebooks and smartphones. The metal housing can be powder-coated in all common se:lab colours, the felt tray is available in anthracite and light grey. The se:lab tray is optionally available with a lock. The maximum load capacity is 10 kg.

# se:lab high desk product description

## Surfaces

---

### Frame elements

The steel round tube is finished with solvent-free, environmentally friendly powder coatings. The frame elements are available in

- clear white
- black
- cayenne red
- sand beige
- fjord green
- chrome-plated

### Desktops

The desktops are available in the following designs:

19 mm three-layer chipboard:

- melamine resin coating in a single colour or various decorative wood effects (top surface compliant with EN 14322), with all-round PP laser edge in the same colour as the top.
- matt soft touch surfaces with pleasant haptic properties, with all-round 1 mm ABS edge in the same colour as the top The desk with the soft touch desktop does not meet the requirements of the GS test certificate according to DIN Special Report 147, as the 3 mm radius of the edge specified by this standard is not maintained.

The minimum light fastness is 6 on the wool scale. Substrate compliant with EN 312-2003.

19 mm three-layer chipboard:

- high-quality crown cut veneer surface, veneer edge on all sides, surface in a high-quality, durable, two-component water-based polyurethane lacquer

Veneer is a natural product. The colour of the veneer is determined by the type and structure of the wood, and may vary. All woods change colour over time because of the effects of light. Natural differences are not a cause for complaint, but in fact confirm that the material is genuine.

With regard to formaldehyde emissions, the coated particle boards comply with standard E05 according to EN 717-1.

For information on the fulfilment of the surface finish and surface brightness according to DIN Special Report 147, please refer to the Surface Overview.

For more information about maintenance and cleaning of surfaces, see „Care and Cleaning Instructions“.

## Packaging

---

Items are supplied in sections for on-site final assembly in order to keep the transport volume as small as possible.

## Quality & ecology

---

The se:lab high desk programme is designed to meet the following requirements:

- GS test certificate
- DIN Special Report 147
- DIN EN-527-1/2/3 office desks (except for soft touch)
- BGI 650
- DIN EN 16555
- PAH confirmation for relevant components
- Tested for harmful substances
- PEFC certification for wood components

The production processes are certified according to:

- DIN ISO 14001 Environmental management
- DIN ISO 9001 Quality management
- DIN ISO 50001 Energy management
- DIN ISO 45001 Occupational safety

# Sedus se:lab high desk

high desk agile 600 mm deep



Basic desk	GTF- <b>{10}</b>		
Melamine	FS1- <b>{see surface matrix}</b>		
Table top mounting via block connectors	GT15- <b>{10}</b>		
Fixed height 1050 mm	GTI- <b>{29}</b>		
Leg support clear white	FS4- <b>{158}</b>		
Foot rail chrome-plated	FRELG- <b>{236}</b>		

Width in mm	1000	1200	1400
-------------	------	------	------

Code No. LH10HC-RECTA	W10D06	W12D06	W14D06
Round tube / Castors (GTO-RRR)	12.366,-	12.661,-	12.968,-

## + Options



### Top and edge FS1-**{see surface matrix}**

Veneer I	3.484,-	3.854,-	4.187,-
Veneer II	3.695,-	4.162,-	4.606,-
Veneer III	6.305,-	6.983,-	7.648,-
HPL II	3.695,-	4.162,-	4.606,-
likewood	381,-	430,-	504,-
B1 version K74 MAP- <b>{6060}</b>	258,-	344,-	381,-
Top rounded (r=50 mm) PLE- <b>{02}</b>			763,-



### Table top mounting

via clips GT15- <b>{20}</b>	282,-
-----------------------------	-------



### Height adjustment

Fixed height 900 mm GTI- <b>{27}</b>
--------------------------------------



### Frame options

black FS4- <b>{24}</b>	
chrome-plated FS4- <b>{236}</b>	3.719,-
fjord green, cayenne red, sand beige FS4- <b>{157,159,160}</b>	528,-

# Sedus se:lab high desk

high desk 700 mm deep



Basic desk	GTF-{10}					
Melamine	FS1-{see surface matrix}					
Table top mounting via block connectors	GT15-{10}					
Fixed height 1050 mm	GTI-{29}					
Leg support clear white	FS4-{158}					
Foot rail chrome-plated	FRELG-{236}					



Width in mm	1000	1200	1400	1600	1800	2000
<b>Code No. LH10HD-RECTA</b>	<b>W10D07</b>	<b>W12D07</b>	<b>W14D07</b>	<b>W16D07</b>	<b>W18D07</b>	<b>W20D07</b>
Round tube / Glides <b>(GTO-RRS)</b>	12.266,-	12.599,-	12.895,-	13.203,-	13.498,-	13.795,-
Round tube / Castors <b>(GTO-RRR)</b>	12.968,-	13.277,-	13.584,-	13.893,-	14.188,-	14.483,-

## + Options



### Top and edge FS1-{see surface matrix}

Veneer I	4.162,-	4.606,-	5.049,-	5.517,-	5.862,-	6.170,-
Veneer II	4.716,-	5.222,-	5.726,-	6.207,-	6.540,-	6.847,-
Veneer III	7.331,-	8.338,-	9.323,-	9.951,-	10.604,-	11.232,-
HPL II	4.716,-	5.222,-	5.726,-	6.207,-	6.540,-	6.847,-
likewood	405,-	492,-	578,-	651,-	713,-	812,-
B1 version K74 <b>MAP-{6060}</b>	344,-	381,-	430,-	492,-	578,-	688,-
Top rounded (r=50 mm) <b>PLE-{02}</b>						763,-



### Table top mounting

via clips <b>GT15-{20}</b>	282,-
----------------------------	-------

### Height adjustment

Fixed height 900 mm <b>GTI-{27}</b>
-------------------------------------



### Frame options

black <b>FS4-{24}</b>					
chrome-plated <b>FS4-{236}</b>					4.606,-
fjord green, cayenne red, sand beige <b>FS4-{157,159,160}</b>					528,-



# Sedus se:lab high desk

high desk 800 mm deep



Basic desk	GTF- <b>{10}</b>
Melamine	FS1- <b>{see surface matrix}</b>
Table top mounting via block connectors	GT15- <b>{10}</b>
Fixed height 1050 mm	GTI- <b>{29}</b>
Leg support clear white	FS4- <b>{158}</b>
Foot rail chrome-plated	FRELG- <b>{236}</b>



Width in mm	1000	1200	1400	1600	1800	2000
<b>Code No. LH10HD-RECTA</b>	<b>W10D08</b>	<b>W12D08</b>	<b>W14D08</b>	<b>W16D08</b>	<b>W18D08</b>	<b>W20D08</b>
Round tube / Glides <b>(GTO-RRS)</b>	11.480,-	11.763,-	12.034,-	12.328,-	12.599,-	12.870,-
Round tube / Castors <b>(GTO-RRR)</b>	12.113,-	12.384,-	12.656,-	12.961,-	13.232,-	13.514,-

## + Options



### Top and edge FS1-**{see surface matrix}**

Veneer I	4.360,-	4.766,-	5.517,-	5.887,-	6.121,-	6.379,-
Veneer II	4.950,-	5.185,-	6.084,-	6.601,-	6.687,-	6.983,-
Veneer III	7.980,-	8.633,-	10.074,-	10.962,-	11.097,-	11.601,-
HPL II	4.950,-	5.185,-	6.084,-	6.601,-	6.687,-	6.983,-
likewood	455,-	565,-	651,-	713,-	812,-	886,-
B1 version K74 <b>MAP-<b>{6060}</b></b>	381,-	430,-	492,-	541,-	676,-	689,-
Top rounded (r=50 mm) <b>PLE-<b>{02}</b></b>						763,-



### Table top mounting

via clips <b>GT15-<b>{20}</b></b>	282,-
-----------------------------------	-------

### Height adjustment

Fixed height 900 mm <b>GTI-<b>{27}</b></b>
--



### Frame options

black <b>FS4-<b>{24}</b></b>	
chrome-plated <b>FS4-<b>{236}</b></b>	5.260,-
fjord green, cayenne red, sand beige <b>FS4-<b>{157,159,160}</b></b>	528,-

### Details

You will find the electrification possibilities in the price list „Overview electrification possibilities (EPOS)“.

# Sedus se:lab high desk

high desk 900 mm deep



Basic desk	GTF- <b>{10}</b>					
Melamine	FS1- <b>{see surface matrix}</b>					
Table top mounting via block connectors	GT15- <b>{10}</b>					
Fixed height 1050 mm	GTI- <b>{29}</b>					
Leg support clear white	FS4- <b>{158}</b>					
Foot rail chrome-plated	FRELG- <b>{236}</b>					



Width in mm	1000	1200	1400	1600	1800	2000
<b>Code No. LH10HD-RECTA</b>	<b>W10D09</b>	<b>W12D09</b>	<b>W14D09</b>	<b>W16D09</b>	<b>W18D09</b>	<b>W20D09</b>
Round tube / Glides <b>(GTO-RRS)</b>	12.747,-	13.042,-	13.437,-	13.732,-	14.028,-	14.336,-
Round tube / Castors <b>(GTO-RRR)</b>	13.437,-	13.732,-	14.127,-	14.422,-	14.730,-	15.026,-

## + Options



### Top and edge FS1-**{see surface matrix}**

Veneer I	4.643,-	5.012,-	5.775,-	6.207,-	6.416,-	6.638,-
Veneer II	5.036,-	5.443,-	6.330,-	6.761,-	7.007,-	7.279,-
Veneer III	8.411,-	9.015,-	10.567,-	11.306,-	11.639,-	12.119,-
HPL II	5.036,-	5.443,-	6.330,-	6.761,-	7.007,-	7.279,-
likewood	541,-	627,-	701,-	812,-	886,-	1046,-
B1 version K74 <b>MAP-<b>{6060}</b></b>	442,-	516,-	615,-	676,-	751,-	837,-
Top rounded (r=50 mm) <b>PLE-<b>{02}</b></b>						763,-



### Table top mounting

via clips <b>GT15-<b>{20}</b></b>	282,-
-----------------------------------	-------



### Height adjustment

Fixed height 900 mm **GTI-**{27}****



### Frame options

black <b>FS4-<b>{24}</b></b>						
chrome-plated <b>FS4-<b>{236}</b></b>						8.092,-
fjord green, cayenne red, sand beige <b>FS4-<b>{157,159,160}</b></b>						528,-



### Electrification

Folding cable tray (black) <b>GEL-<b>{KA}</b></b>	774,-	886,-	948,-	1.108,-	1.218,-	1.304,-
Colour of cable tray <b>FKW-<b>{157,158,159,160}</b></b>						270,-
fjord green, clear white, cayenne red, sand beige						

### Details

You will find the electrification possibilities in the price list „Overview electrification possibilities (EPOS)“.

# Sedus se:lab high desk

high desk 1000 mm deep



Basic desk	GTF- <b>{10}</b>
Melamine	FS1- <b>{see surface matrix}</b>
Table top mounting via block connectors	GT15- <b>{10}</b>
Fixed height 1050 mm	GTI- <b>{29}</b>
Leg support clear white	FS4- <b>{158}</b>
Foot rail chrome-plated	FRELG- <b>{236}</b>



Width in mm	1000	1200	1400	1600	1800	2000
<b>Code No. LH10HD-RECTA</b>	<b>W10D10</b>	<b>W12D10</b>	<b>W14D10</b>	<b>W16D10</b>	<b>W18D10</b>	<b>W20D10</b>
Round tube / Glides <b>(GTO-RRS)</b>	12.821,-	13.277,-	13.732,-	14.188,-	14.657,-	15.099,-
Round tube / Castors <b>(GTO-RRR)</b>	13.498,-	13.967,-	14.422,-	14.878,-	15.334,-	15.789,-

## + Options



### Top and edge FS1-**{see surface matrix}**

Veneer I	5.185,-	5.775,-	6.416,-	6.810,-	6.921,-	7.611,-
Veneer II	5.554,-	6.256,-	6.921,-	7.648,-	7.857,-	8.313,-
Veneer III	8.510,-	9.643,-	10.838,-	12.784,-	13.068,-	13.844,-
HPL II	5.554,-	6.256,-	6.921,-	7.648,-	7.857,-	8.313,-
likewood	590,-	676,-	774,-	886,-	1.046,-	1.169,-
B1 version K74 <b>MAP-<b>{6060}</b></b>	528,-	651,-	688,-	751,-	837,-	898,-
Top rounded (r=50 mm) <b>PLE-<b>{02}</b></b>						763,-



### Table top mounting

via clips <b>GT15-<b>{20}</b></b>	282,-
-----------------------------------	-------

### Height adjustment

Fixed height 900 mm **GTI-**{27}****



### Frame options

black <b>FS4-<b>{24}</b></b>	
chrome-plated <b>FS4-<b>{236}</b></b>	8.855,-
fjord green, cayenne red, sand beige <b>FS4-<b>{157,159,160}</b></b>	528,-



### Electrification

Folding cable tray (black) <b>GEL-<b>{KA}</b></b>	774,-	886,-	948,-	1.108,-	1.218,-	1.304,-
Colour of cable tray <b>FKW-<b>{157,158,159,160}</b></b>						270,-
fjord green, clear white, cayenne red, sand beige						

### Details

You will find the electrification possibilities in the price list „Overview electrification possibilities (EPOS)“.

# Sedus se:lab high desk

high desk 1200 mm deep



Basic desk	GTF- <b>{10}</b>
Melamine	FS1- <b>{see surface matrix}</b>
Table top mounting via block connectors	GT15- <b>{10}</b>
Fixed height 1050 mm	GTI- <b>{29}</b>
Leg support clear white	FS4- <b>{158}</b>
Foot rail chrome-plated	FRELG- <b>{236}</b>



Width in mm	1000	1200	1400	1600	1800	2000
<b>Code No. LH10HD-RECTA</b>	<b>W10D12</b>	<b>W12D12</b>	<b>W14D12</b>	<b>W16D12</b>	<b>W18D12</b>	<b>W20D12</b>
Round tube / Glides ( <b>GTO-RRS</b> )	13.277,-	13.732,-	14.188,-	14.657,-	15.099,-	15.555,-
Round tube / Castors ( <b>GTO-RRR</b> )	13.967,-	14.422,-	14.878,-	15.334,-	15.789,-	16.245,-

## + Options



19 mm

### Top and edge FS1-**{see surface matrix}**

Veneer I	5.775,-	6.626,-	7.500,-	8.362,-	9.237,-	10.074,-
Veneer II	6.256,-	7.291,-	8.264,-	9.249,-	10.247,-	11.195,-
Veneer III	9.643,-	10.333,-	11.848,-	13.437,-	14.939,-	16.442,-
HPL II	6.256,-	7.291,-	8.264,-	9.249,-	10.247,-	11.195,-
likewood	676,-	812,-	911,-	1.108,-	1.243,-	1.341,-
B1 version K74 <b>MAP-<b>{6060}</b></b>	651,-	701,-	825,-	923,-	1.071,-	1.157,-
Top rounded (r=50 mm) <b>PLE-<b>{02}</b></b>						763,-



### Table top mounting

via clips <b>GT15-<b>{20}</b></b>	282,-
-----------------------------------	-------

### Height adjustment

Fixed height 900 mm **GTI-**{27}****



### Frame options

black <b>FS4-<b>{24}</b></b>	
chrome-plated <b>FS4-<b>{236}</b></b>	10.358,-
fjord green, cayenne red, sand beige <b>FS4-<b>{157,159,160}</b></b>	528,-



### Electrification

Folding cable tray (black) <b>GEL-<b>{KA}</b></b>	774,-	886,-	948,-	1.108,-	1.218,-	1.304,-
Colour of cable tray <b>FKW-<b>{157,158,159,160}</b></b>						270,-
fjord green, clear white, cayenne red, sand beige						

### Details

You will find the electrification possibilities in the price list „Overview electrification possibilities (EPOS)“.

# Sedus se:lab high desk

high desk 1400 mm deep



Basic desk	GTF-{10}					
Melamine	FS1-{see surface matrix}					
Table top mounting via block connectors	GT15-{10}					
Fixed height 1050 mm	GTI-{29}					
Leg support clear white	FS4-{158}					
Foot rail chrome-plated	FRELG-{236}					

Width in mm	1000	1200	1400	1600	1800	2000
<b>Code No. LH10HD-RECTA</b>	<b>W10D14</b>	<b>W12D14</b>	<b>W14D14</b>	<b>W16D14</b>	<b>W18D14</b>	<b>W20D14</b>
Round tube / Glides <b>(GTO-RRS)</b>	13.732,-	14.188,-	14.657,-	15.099,-	15.555,-	16.024,-
Round tube / Castors <b>(GTO-RRR)</b>	14.422,-	14.878,-	15.334,-	15.789,-	16.245,-	16.714,-

## + Options



19 mm

### Top and edge FS1-{see surface matrix}

Veneer I	7.044,-	7.537,-	8.030,-	8.510,-	9.491,-	10.567,-
Veneer II	7.685,-	8.313,-	8.929,-	9.570,-	10.739,-	11.860,-
Veneer III	10.653,-	11.910,-	13.166,-	14.471,-	16.270,-	18.055,-
HPL II	7.685,-	8.313,-	8.929,-	9.570,-	10.739,-	11.860,-
likewood	676,-	911,-	1.132,-	1.267,-	1.390,-	1.564,-
B1 version K74 <b>MAP-{6060}</b>	688,-	825,-	948,-	1.108,-	1.218,-	1.304,-
Top rounded (r=50 mm) <b>PLE-{02}</b>						763,-



### Table top mounting

via clips <b>GT15-{20}</b>	282,-
----------------------------	-------

### Height adjustment

Fixed height 900 mm <b>GTI-{27}</b>	
-------------------------------------	--



### Frame options

black <b>FS4-{24}</b>	
chrome-plated <b>FS4-{236}</b>	11.873,-
fjord green, cayenne red, sand beige <b>FS4-{157,159,160}</b>	528,-



### Electrification

Folding cable tray (black) <b>GEL-{KA}</b>	774,-	886,-	948,-	1.108,-	1.218,-	1.304,-
Colour of cable tray <b>FKW-{157,158,159,160}</b>						270,-
fjord green, clear white, cayenne red, sand beige						

### Details

You will find the electrification possibilities in the price list „Overview electrification possibilities (EPOS)“.

# Sedus se:lab high desk

## Laptop holder horizontal



The maximum load capacity is 10 kg.

clear white

FS6-**{158}**

Measurements in mm

350 x 330

**Code No. LA90AC-LAPH0**

Price/SEK

1.896,-

### + Options

#### Colour accessories

black, white aluminium FS6-**{24,119}**

fjord green, cayenne red, sand beige FS6-**{157,159,160}**

270,-

## CPU holder



The maximum load capacity is 10 kg.

clear white

FS6-**{158}**

Measurements in mm

450 x 205

**Code No. LA90AC-CPUH0**

Price/SEK

1.896,-

### + Options

#### Colour accessories

black, white aluminium FS6-**{24,119}**

fjord green, cayenne red, sand beige FS6-**{157,159,160}**

270,-

## tray



Suspended drawer

PET felt tray in anthracite

FSC-**{V51}**

Metal housing in clear white

FS6-**{158}**

External dimensions 382 x 236 mm

Measurements in mm

350 x 225

**Code No. LA90AC-FTRAY**

Price/SEK

2.253,-

### + Options

#### Metal housing

black FS6-**{24}**

fjord green, cayenne red, sand beige FS6-**{157,159,160}**

270,-

#### Colour felt tray

PET felt in light grey FSC-**{V52}**


#### Locking system

with series locking GVS-**{0301-0360}**

393,-

# Sedus se:lab high desk

## Horizontal cable management



**Cable net, elastic and freely positionable**  
280 x 200 mm with 6 connection points

Code No. **MP90AC-CANET** 270,-



**Velcro cable management set**  
consisting of 7 mounting plates with a Velcro strip for flexible attachment under the table top

Code No. **MP90AC-STRIP** 98,-

## Folding cable tray



Cable tray black **FKW-{24}**

Desk width in mm	1000	1200	1400	1600	1800	2000
Width in mm	450	650	850	1050	1250	1450

<b>Code No. LA90WS-FOCAB</b>	<b>W10</b>	<b>W12</b>	<b>W14</b>	<b>W16</b>	<b>W18</b>	<b>W20</b>
Price/SEK	701,-	812,-	886,-	1.046,-	1.157,-	1.231,-

## + Options

**Colour of cable tray**  
fjord green, clear white, cayenne red, sand beige **FKW-{157,158,159,160}** 270,-

**Details**  
Not possible on 600 mm, 700 mm and 800 mm deep!

# Sedus se:lab high desk

## Vertical cable management



**Cable management system with cable tension relief device; desk and floor adapter for fixing to cable tray**  
 for height adjustment by gas spring or by electric motor  
 black, translucent white, neutral white **FS6-{24,105,134}**

Code No. **63297** 1.157,-

**Cable management system with strain relief; floor adapter and desk mounting for free positioning**  
 black, translucent white, neutral white **FS6-{24,105,134}**

Code No. **MP90AC-CAMEL** 1.157,-